

## Family Homelessness and Prevention Assistance Program 2008 Statewide Service Report

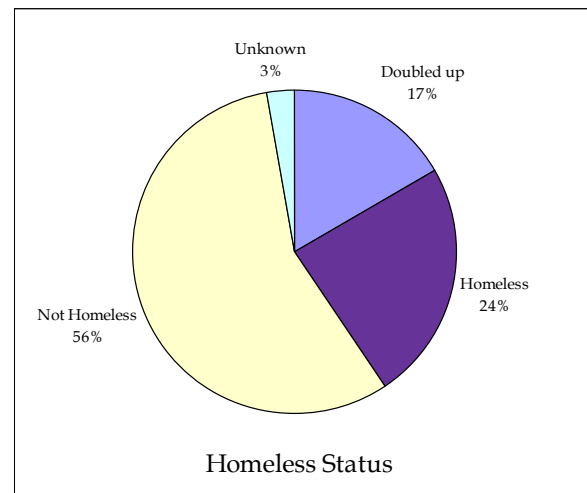
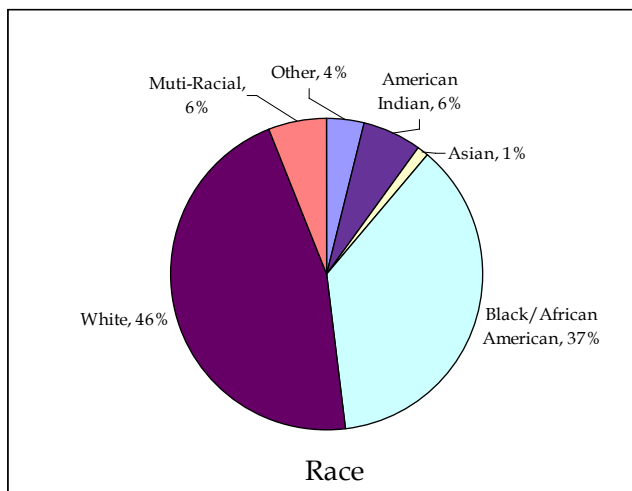
### 1. Overview

- Service Period: 07/01/2007 – 06/30/2008
- Program Budget: \$7.3 million (\$14.6 million for 08-09 bi-annum)
- **96%** of MN population resided in FHPAP service area
  - 85% geographic coverage over the State (74 Counties)
- **8,628** Households were assisted by 20 Grantees (79 Service Providers)  
*Note: 5 new grantees*
- **21,892** Individuals including **12,870** Children and Youth (59%)

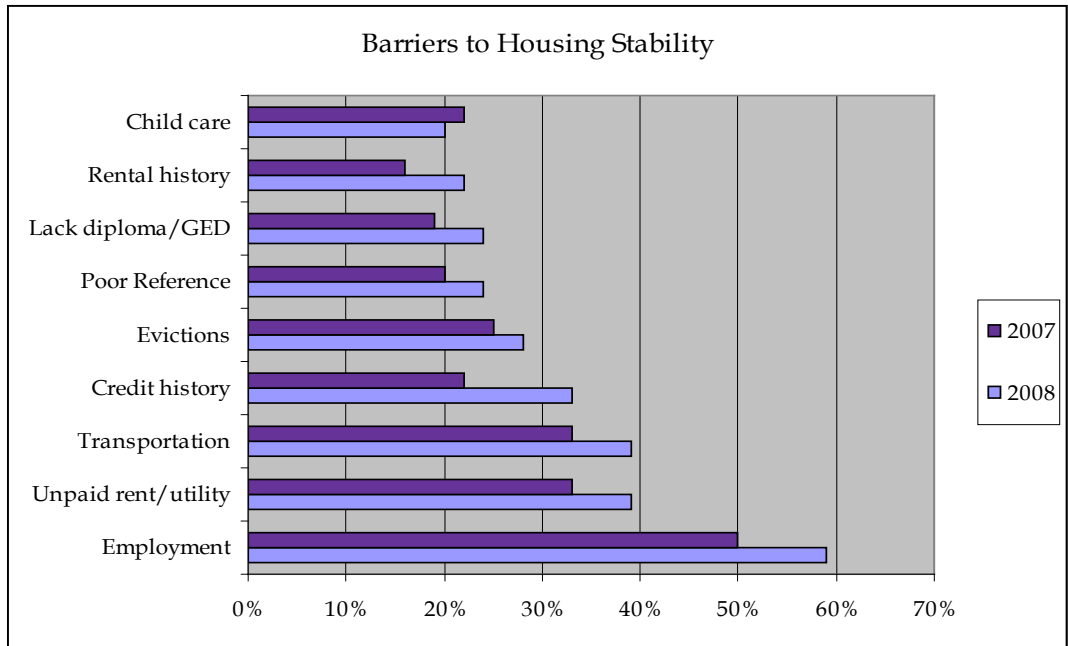
Household Types		Note
Families w/ Children	56%	72% single parents
Single Adults	27%	
Youth (age 21 and under)	17%	38% with children

### 2. Demographic Information of the people assisted:

- 75% of head of households (including single adults) were Women
- 46% White
- 51% Age 26 to 45
- 57% were not Homeless
- 31% Disabled (54% mental illness/32% physical & medical disability)
- 3.4% Veteran



### 3. Barriers Assessment at Program Entry



### 4. Income

- Average Household Income: \$14,043
- Median Household Income: \$10,326
- 13% increased income while 84% remained at least the same at program exit

